

SPECIFICATION

	IP-HDX11T/P2	IP-HDX11R/P2 (Receiver)
Input	HDMI x 1	RJ45 x 1
Output	HDMI x 1 RJ45 x 1	HDMI x 1
Control	IR IN (3.5mm mini jack) IR OUT (3.5mm mini jack)	IR IN (3.5mm mini jack) IR OUT (3.5mm mini jack)
Video Resolution	Up to 4K@30Hz 4:4:4	
HDMI Audio Format	Supports LPCM 2ch, LPCM 5.1ch, LPCM 7.1ch, Dolby Digital 2ch, Dolby Digital 5.1ch, DTS 2ch, DTS 5.1ch, DTS 96/24 5.1ch.	
Transmission Distance	4K/1080p ≤ 100 m	
HDMI Version	Up to 1.4	
HDCP Version	Up to 2.2. The HDCP of output follows the HDCP version of display device.	
EDID Management	Supported.	
Power Supply	Input: 100 to 240V AC, 50/60Hz; Output: 12V DC 1A	
Power Consumption	4W (Max)	
Operation Temperature	-5 to +55°C (+23° to +131°F)	
Storage Temperature	-25 to +70°C (-13° to +158°F)	
Relative Humidity	10% to 90%, Non-condensing	
Dimensions (W*H*D)	80mm x 16.8mm x 80mm	
Net Weight	65g	60g

Note: The extender set does not support HBR audio.

** For details and updated Command and Program Software, please visit and download from www.abtussingapore.com

*Specifications are subject to changes without notice.

4K HDMI Extender with Downscale



Model:
IP-HDX11T/P2



Model:
IP-HDX11R/P2

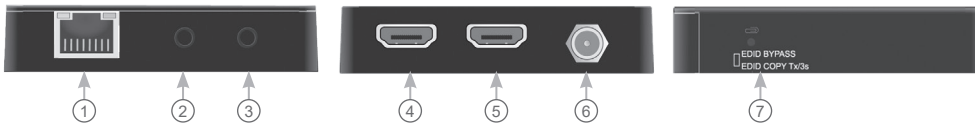
PRODUCT DESCRIPTION

The ABtUS IP-HDX11T/P2 & IP-HDX11R/P2 is a cost-effective point-to-point extender for HDMI 1.4 and IR signals. The extender supports 4K@30Hz with 4:4:4 with data rates up to 10.2Gbps and is HDCP 2.2 compliant. The IP-HDX11T/P2 & IP-HDX11R/P2 provides HDMI transmission up to 100 meters for 4K@30Hz 4:4:4 or 1080p, over single CAT5e/6 cable. The extender supports video resolution down-scaling allowing the 4K input to be automatically downscale to 1080p output for compatibility with 1080p display.

FEATURES

- Supports HDMI 1.4, up to 4K@30Hz 4:4:4, HDCP 2.2.
- Extends 4K or 1080p HDMI signal up to 100m over a single CAT5e/6 cable.
- HDMI loop out on transmitter.
- Bi-directional IR pass-through.
- Supports video resolution down-scaling, the 4K input is automatically degraded to 1080p output on receiver for compatibility with legacy 1080p display device.
- Features visually lossless compression with no latency.
- Smart EDID management.
- Compact design, easy to install and simple to operate.


PANEL DESCRIPTIONS (TRANSMITTER)



- UTP/STP OUT:** RJ45 port to connect to the RJ45 port of receiver by CAT6A cable. It supports 12V PoC to power the receiver. The orange LED illuminates when there is a valid HDMI signal input. The green LED illuminates when power is applied.
- IR IN:** 3.5mm mini jack to connect IR receiver for IR pass-through.
- IR OUT:** 3.5mm mini jack to connect IR emitter for IR pass-through.
- DISPLAY:** Type-A female HDMI port to connect HDMI display device.
- SOURCE:** Type-A female HDMI port to connect HDMI source device.
- DC 12V:** DC connector for the power adapter connection.
- EDID Management:**
 - **EDID BYPASS:** Press the button with paper clip or other sharp tool to learn the EDID from the remote display connected to the Receiver's HDMI out.
 - **EDID COPY TX/3s:** Press and hold the button for 3 seconds to copy the EDID from the local display connected to the Transmitter's HDMI out.
 - **DEFAULT:** Factory default, the source device learns EDID from the TV which has the lowest resolution. Press and hold the button while the product is in turned-off period, and then release the button after 6 seconds of power on can restore the default setting.

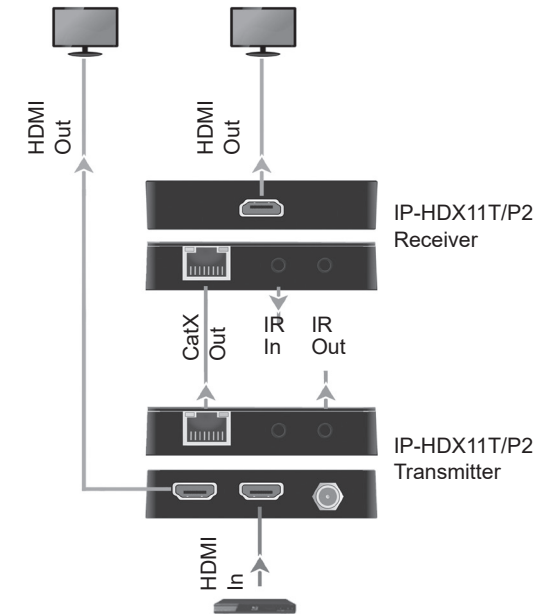
Note: If the standard resolution of the local display is lower than the receiver's, the unit will output the video with the lower resolution to ensure video can be shown on both displays.

PANEL DESCRIPTIONS (RECEIVER)



- UTP/STP IN:** RJ45 port to connect the RJ45 port of transmitter by CAT6A cable. It supports 12V PoC and the receiver can be powered from the transmitter. The orange LED illuminates when there is a valid HDMI signal input. The green LED illuminates when power is applied.
- IR IN:** 3.5mm mini jack to connect IR receiver for IR pass-through.
- IR OUT:** 3.5mm mini jack to connect IR emitter for IR pass-through.
- DISPLAY:** Type-A female HDMI port to connect HDMI display device

DIAGRAM



Resolution	CAT5e (FTP)	CAT6a (U/FTP)
1080p@60Hz	100m	100m
4K@30Hz	100m	100m